

# The Kokon



## Product Details

- Continuous Blower Inflatable
- Internal or External Blower Placement
- Waterproof, Fire-Retardant Fabrics
- 100% Fully Printable Surface
- Included Heavy-Duty Transport Bag
- Ground and Roofline Anchoring Points
- Custom Models and Modifications on Request


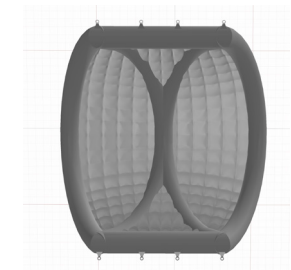

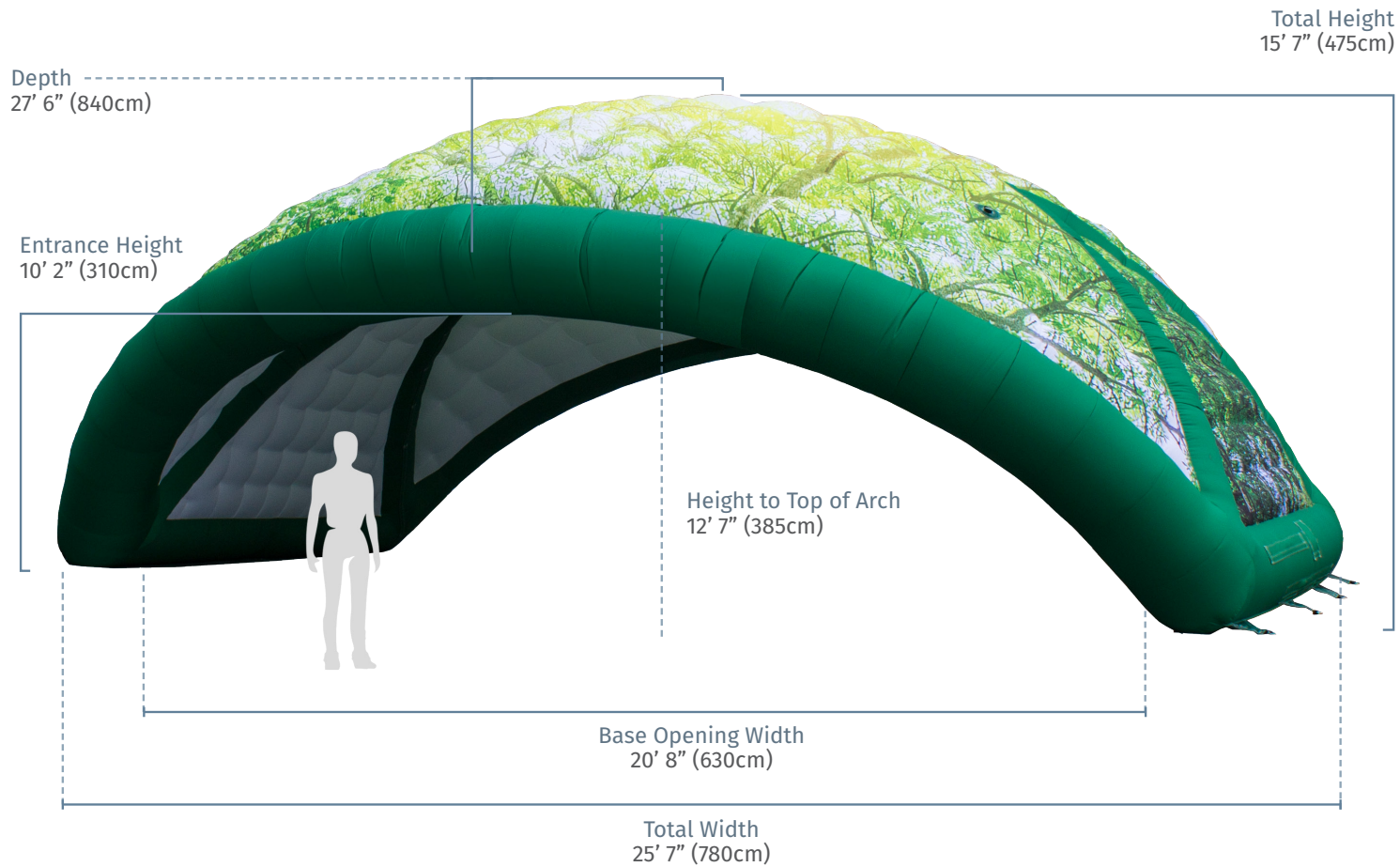
## Wind Safety & Securing

- Secure your inflatable with anchor straps via reinforced d-ring anchor points around the base and roof.
- Product is most secure on stable, solid surfaces with anchoring stakes firmly set into the ground.
- For soft ground conditions (sand, gravel) base weights can be placed inside the inflatable.
- Recommended use at wind speeds up to 25mph.



## Product Dimensions

<b>Entrance Height</b>	10' 2" (310cm)
<b>Total Height</b>	15' 7" (475cm)
<b>Covered Area</b>	20' 8" x 16' 3" (630 x 495cm)
<b>Pack Size (L x W x H)</b>	39 x 55 x 35.4" (100 x 140 x 90cm)
<b>Weight</b>	200lbs (91kg)
<b>Assembly Time</b>	Within 5 Minutes
<b>Production Time</b>	Approx. 3-6 Weeks from Order
<b>Printing</b>	Full Surface Dye-Sublimation Printing
<b>Textile Properties</b>	Oxford 500D
<b>Waterproof Rating</b> (DIN EN 20811)	✓ 2x Industry Avg 2,000mm Water Column
<b>Fire Rating Class</b> B-s2, d0 (difficult to ignite)	NFPA 701, CPAI-84 Sec.6, EN 13501-1:2019, CAN/ULC-S109, CA Title 19 Sec. 1237
<b>Fade Resistance</b> (DIN EN ISO 105-B02)	Durable, UPF 50+ (blue scale 4.5-6.5 of 8.0)



---

Mastertent inflatables are flexible due to the nature of their construction. Set-up placement and the positioning of the inflatable structure can result in variation from the provided dimensions. For example, placing the bases of the inflatable farther apart will reduce the overall height. **Rely on your Product Expert for any additional questions or product information.**